




## SWIFT IN FIGURES

November 2016 YTD



## Key Highlights

### November 2016 YTD

#### SWIFTNet FIN

**5,954,647,955**

Total FIN Messages (November 2016 YTD)

**30,392,943**

FIN Messages Peak Day on 30th June 2016

**25,638,958**

Average FIN Messages (November 2016 YTD)

**26,960,047**

Average FIN Messages (November 2016)

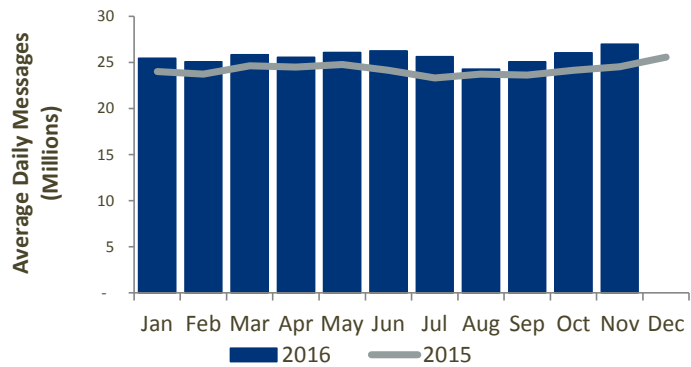
**6.4%**

FIN Growth (November 2016 YTD)

#### SWIFTNET FIN Customer Base

	November 2016
Live countries	> 200
Live members	2,428
Live sub-members	3,381
Live participants	5,497
<b>Total live users</b>	<b>11,306</b>

SWIFTNet FIN Traffic by Month



#### SWIFTNet InterAct

**3,776,623**

Average InterAct Messages (November 2016 YTD)

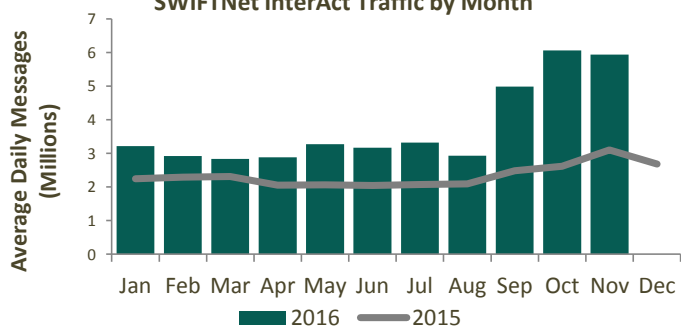
**5,939,356**

Average InterAct Messages (November 2016)

**63.6%**

InterAct Growth (November 2016 YTD)

SWIFTNet InterAct Traffic by Month



#### SWIFTNet FileAct

**16,444,117**

Average FileAct KChar (November 2016 YTD)

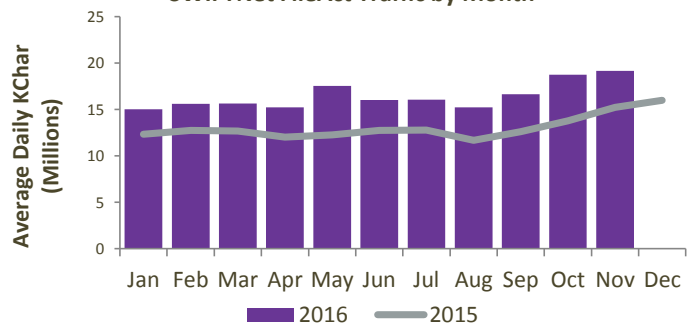
**19,181,603**

Average FileAct KChar (November 2016)

**28.4%**

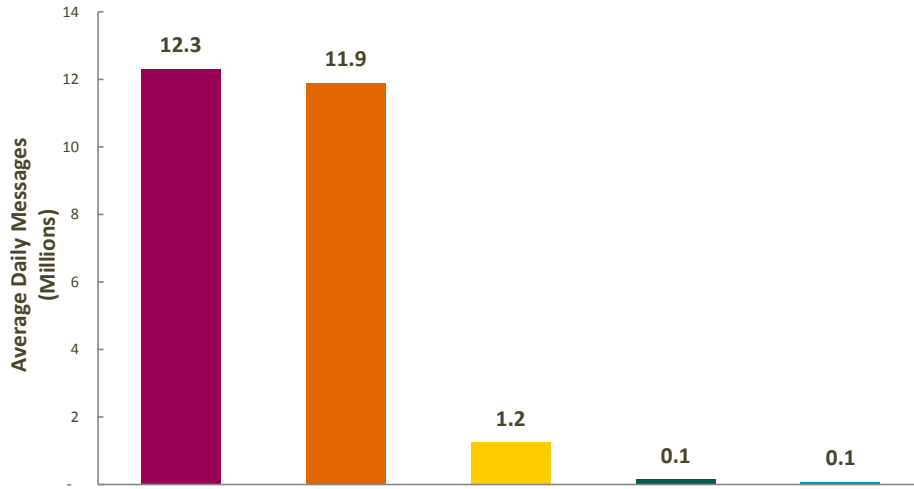
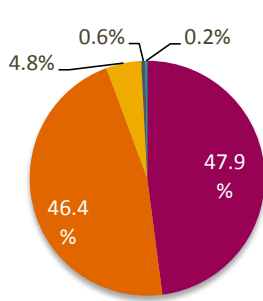
FileAct Growth (November 2016 YTD)

SWIFTNet FileAct Traffic by Month



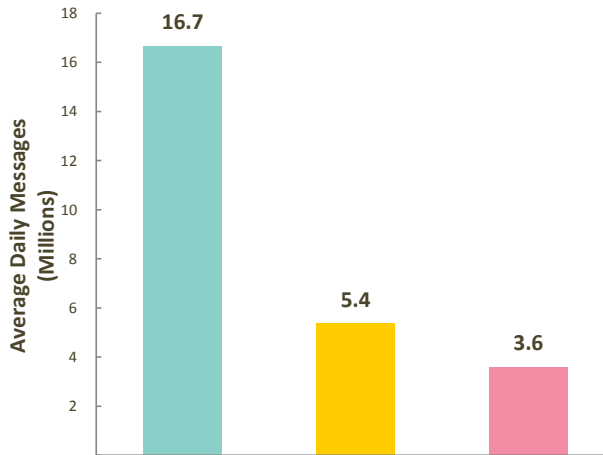
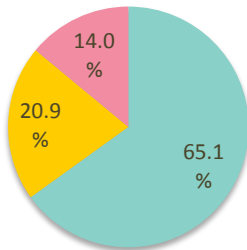
**SWIFTNet FIN**

**Distribution by Market**



	Payment	Securities	Treasury	Trade	System
YTD Average Daily Messages	12,289,258	11,897,413	1,243,363	145,784	63,139
Weight	47.9%	46.4%	4.8%	0.6%	0.2%
YTD Growth (*)	6.5%	6.4%	6.7%	-6.3%	7.1%
Contribution to Growth (*)	48.9%	46.3%	5.1%	-0.6%	0.3%

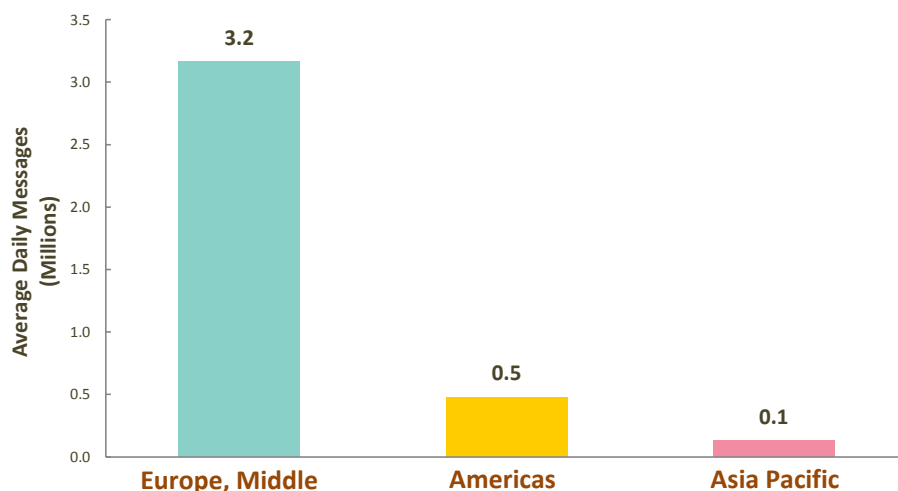
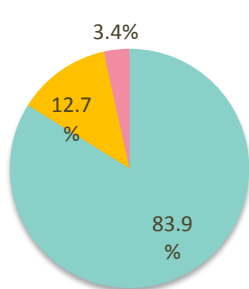
**Distribution by Region**



	Europe, Middle East & Africa	Americas	Asia Pacific
YTD Average Daily Messages	16,681,462	5,368,576	3,588,919
Weight	65.1%	20.9%	14.0%
YTD Growth (*)	5.4%	7.0%	10.3%
Contribution to Growth (*)	55.2%	23.0%	21.8%

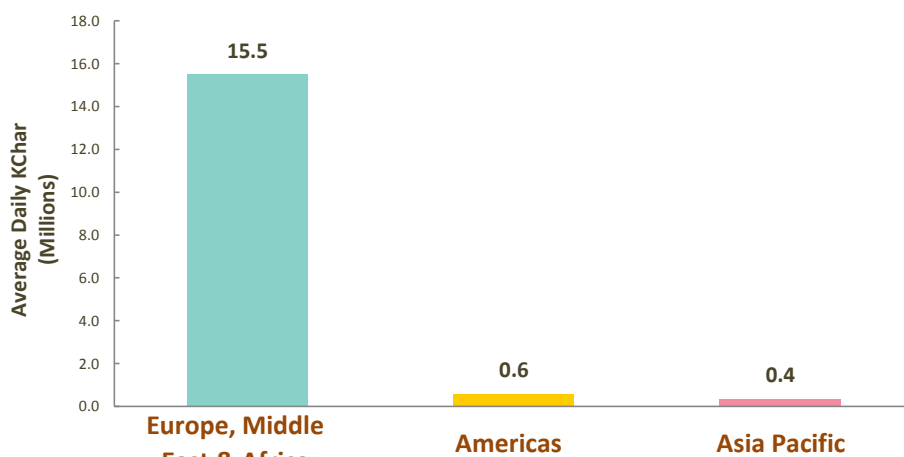
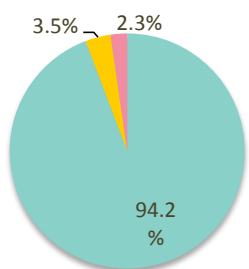
(\*) Growth adjusted to business days (232.25 in 2016 vs 231.25 in 2015)

### SWIFTNet InterAct



	Europe, Middle East & Africa	Americas	Asia Pacific
YTD Average Daily Messages	3,166,779	479,716	130,129
Weight	83.9%	12.7%	3.4%
YTD Growth (*)	73.4%	29.0%	17.6%
Contribution to Growth (*)	91.3%	7.3%	1.3%

### SWIFTNet FileAct



	Europe, Middle East & Africa	Americas	Asia Pacific
YTD Average Daily KChar	15,495,637	574,871	373,610
Weight	94.2%	3.5%	2.3%
YTD Growth (*)	26.5%	46.2%	125.8%
Contribution to Growth (*)	89.3%	5.0%	5.7%

(\*) Growth adjusted to business days (232.25 in 2016 vs 231.25 in 2015)

